


Statement Showing Shareholding Pattern

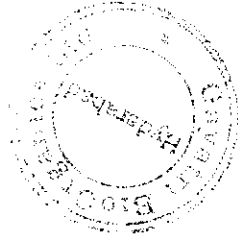
(1) (a)

Name of the Company: GAYATRI BIO-ORGANICS LIMITED
 Scrip Code, Name of the Scrip, Class of Security : BSE - 524564, GAYATRI BIO-ORGANICS LIMITED ,Equity Week ended : 30/6/2015

Partly paid-up shares:-	No. of partly paid-up shares	As a % of total no. of partly paid-up shares	As a % of total no. of shares of the company
Held by promoter/promoter group	0	0	0
Held by public	0	0	0
Total	0	0	0
Outstanding convertible securities:-	No. of outstanding securities	As a % of total no. of outstanding convertible securities	As a % of total no. of shares of the company, assuming full conversion of the convertible securities
Held by promoter/promoter group	3085635 Preference Shares of Rs. 100/- each	100	37.73
Held by public	0	0	0
Total	3085635 Preference Shares of Rs. 100/- each	100	37.73
Warrants:-	No. of warrants	As a % of total no. of warrants	As a % of total no. of shares of the company, assuming full conversion of Warrants
Held by promoter/promoter group	0	0.00	0.00
Held by public	0	0.00	0.00
Total	0	0.00	0.00
Total paid-up capital of the company, assuming full conversion of warrants and convertible securities	81781340 Equity Shares of Rs. 10/- each		

Category Code	Category of Shareholder	Number of Share Holders (II)	Total Number of Shares (IV)	Number of Shares held in Dematerialized Form (V)	Total Shareholding as a percentage of total Number of Shares		Shares Pledged or otherwise encumbered	
					As a Percentage of (A+B) (VI)	As a Percentage of (A+B+C) (VII)	Number of Shares (VIII)	As a Percentage (IX) = (VIII)/(VII)*100
A	Promoter and Promoter Group							
(1)	Indian	4	19927496	19927496	39.13	39.13	16500000	82.80
(a)	Individuals (Hindu Undivided Family)							
(b)	Central Government/State Government (s)	0	0	0			0	
(c)	Bodies Corporate	3	6097390	6097390	11.97	11.97	0	
(cc)	Financial Institutions / Banks	0	0	0			0	
(e)	Any other (PAC)	0	0	0			0	0.00
(f)	Others	0	0	0	0.00%		0	0
	Sub-Total (A)(1)	7	26024786	26024786	51.10	51.10	16500000	63.40
(2)	Foreign							
(a)	Individuals (Non Resident Individuals)	0	0	0			0	
(b)	Bodies Corporate	0	0	0			0	
(c)	Institutions	0	0	0			0	
(d)	Qualified Foreign Investor	0	0	0			0	
(e)	Any Other	0	0	0			0	
	Sub-Total (A)(2)	0	0	0			0	
	Total Shareholding of Promoter and Promoter Group A=(A)(1) + (A)(2)	7	26024786	26024786	51.10	51.10	16500000	63.4





B Public Shareholding									
(1)	Institutions	3	514300	452200	1.01	1.01	0	0	
(a)	Mutual Funds/UTI	0	0	0	-	-	0	0	
(b)	Financial Institutions/Banks	0	0	0	-	-	0	0	
(c)	Central Government/State Govern	0	0	0	-	-	0	0	
(d)	Venture Capital Funds	0	0	0	-	-	0	0	
(e)	Insurance Companies	0	0	0	-	-	0	0	
(f)	Foreign Institutional Investors	1	5000	0	0.01	0.01	0	0	
(g)	Foreign Venture Capital Investors	0	0	0	-	-	0	0	
(h)	Qualified Foreign Investor	0	0	0	-	-	0	0	
(i)	Any Other	0	0	0	-	-	0	0	
	Sub-Total (B)(1)	4	519300	452200	1.02	1.02	0	0	
(2)	Non-institutions	20102	161082	833362	8.11	8.11	0	0	
(a)	Basic Corporate								
(b)	Individual Shareholders holding nominal share capital upto Rs. 1								
	ii Individual Shareholders holding nominal share capital in excess of Rs. 1 Lakh	28	616190	486690	1.21	1.21	0	0	
(c)	Qualified Foreign Investor-								
	Corporate	0	0	0	-	-	0	0	
(d)	CLEARING MEMBER	19	26625	26625	0.05	0.05	0	0	
(e)	TRUST	0	0	0	-	-	0	0	
(f)	Non Resident Individuals	1135	947919	44019	1.86	1.86	0	0	
(g)	Foreign Bodies Corp	1	18499990	18499990	36.33	36.33	0	0	
(h)	Foreign Nation	0	0	0	-	-	0	0	
(i)	FPPI- Individual	0	0	0	-	-	0	0	
(j)	FPPI- Corporate	0	0	0	-	-	0	0	
	Sub-Total (B)(2)	21352	24380904	20014054	47.88	47.88	0	0	
	Total Public Shareholding	21356	24900204	20466284	48.90	48.90	0	0	32.40
	B=(B)(1)+(B)(2)	21360	50924990	46497050	100.00	100.00	16500000	0	32.40
	Total (A)+(B)	21363							
(C)	Shares held by Custodians and against which Depository Receipts have been issued								
(1)	Promoter and Promoter Group	0	0	0	0	0	0	0	0
(2)	Public	0	0	0	0	0	0	0	0
	GRAND TOTAL (A) + (B) + (C)	21363	50924990	46497050	100.00	100.00	16500000	0	32.40




(1)(b) Statement showing Shareholding of persons belonging to the category "Promoter and Promoter Group"

Sl. No.	Name of the shareholder	Total shares held		Shares pledged or otherwise		Details of			Total Shares (including underlying shares assuming full conversion of warrants and convertible securities)		
		Number	As a % of grand total (A)+(B)+(C)	Number	% of Total Shares Held	As a % of grand total (A)+(B)+(C)	No of warrant held (VIII)	As a % total number of warrants of the same class		No of convertible securities held	As a % total number of convertible securities of the same class
1	GAYATRI FIN-HOLDINGS PVT LTD	1570950	3.08	0	0.00	0.00	0	0.00	0	0.00	1.92
2	T.S.R.HOLDINGS PVT LTD	2026000	3.98	0	0.00	0.00	0	0.00	0	0.00	2.48
3	GAYATRI CAPITAL LTD	2500340	4.91	0	0.00	0.00	0	0.00	0	0.00	3.06
4	SUBBARAMI REDDY TIKKAVARAPU	1625000	3.19	0	0.00	0.00	0	0.00	0	0.00	1.99
5	TIKKAVARAPU SARITA REDDY	960839	1.89	0	0.00	0.00	0	0.00	391944	12.70	5.96
6	SANDEEP - KUMAR REDDY TIKKAVARAPU	14796055	29.05	14000000	94.62	27.49	0	0.00	2269376	73.55	45.84
7	INDIRA TIKKAVARAPU	2545602	5.00	2500000	98.21	4.91	0	0.00	424315	13.75	8.30
	TOTAL	26024786	51.10	16500000	63.40	32.40	0	0.00	3085635	87.30	31.82

Total Convertible Shares are 3085635 Preference Shares of Rs. 100/- each
 Conversion assumed as 1 Preference Share converted into 10 Equity Shares of Rs. 10/- each
 Hence Total Diluted Capital is 81781340 Equity Shares of Rs. 10/- each after conversion

(D)(c) Statement showing Shareholding of persons belonging to the category "Public" and holding more than 1% of the total number of shares

Sl. No.	Name of the shareholder	No. of shares	Shares as % of Total No. of Shares	Details of Warrants		Details of		Total Shares (including
				No of warrants held	As a% total number	No of convertible	% total number of	
	EUROGA MAURITIUS LTD	18499990	36.33	0	0	0	0	36.33
	TOTAL	18499990	36.33	0	0	0	0	36.33



1)(c) Statement showing Shareholding of persons belonging to the category "Public" and holding more than 5% of the total number of shares

Sl. No.	Name of the shareholder	No. of shares	Shares as % of Total No. of Shares	Details of		Details of Convertible		Total Shares (including underlying shares)
				No of warrants held	As a % total number of	No of convertible securities held	% total number of convertible	
	PURVA INVESTMENT SPV 1	36.33	36.33	0	0	0	0	36.33
	TOTAL	36.33	36.33	0	0	0	0	36.33



(I)(d) Statement showing details of locked-in shares

Sl. No	Name of the shareholder	Number of shares	Shares as % of Total No. of Shares	Category
		0	0	
	TOTAL			
	TOTAL			



(11)(a) Statement showing details of Depository Receipts (DRs)

Sl. No	Type of outstanding DR (ADRs, GDRs, SDRs, etc.)	Number of outstanding DRs	Number of shares underlying outstanding DRs	Shares underlying outstanding DRs as a percentage of total number of shares
1	TOTAL	0	0	0.00
	TOTAL			



(H)(b) Statement showing Holding of Depository Receipts (DRs), where underlying shares are in excess of 1% of the total number of shares

Sl. No.	Name of the DR Holder	Type of outstanding DR (ADRs, GDRs, SDRs, etc.)	Number of shares underlying outstanding DRs	Shares underlying outstanding DRs as a percentage of total number of shares
			0	0
		TOTAL	0	0.00
		TOTAL		

